



**HAVING**  
**STANDING ADVISORY COUNCIL ON**  
**RELIGIOUS EDUCATION**



**ANNUAL REPORT 2020**

**DRAFT**



## Contents

### Foreword

1. Introduction.....	4
2. Meetings.....	4
3. Membership.....	4
4. Religious Education.....	5
5. Collective Worship.....	7
6. Provision For and Standards In Religious Education.....	8
6.1 Validated GCSE and A level results from 2019	
6.2 GCSE and A level results 2020	
6.3 School workforce data	
7. SACRE Initiatives.....	14
7.1 Virtual Visits and Visitors Scheme	
7.2 School Website Monitoring	
8. SACRE Discussion of National Developments in RE.....	14
8.1 New Ofsted Framework	

## **Foreword by the Chair of SACRE**

2020 has been a most challenging year for everyone but I am pleased to say that SACRE meetings have taken place regularly by Zoom and I would like to thank the officers who have enabled these meetings to take place and to the members of SACRE who have engaged enthusiastically with the technology.

This report once again, gives testimony to the hard work and dedication given by teaching staff to providing a high standard of religious education throughout our schools.

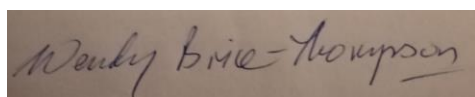
Membership of SACRE has remained good, in spite of the difficulties raised by the pandemic. There are some vacancies which I hope may be filled as soon as life gets back to normal in 2021.

It is gratifying to see that Havering's agreed religious education syllabus, launched in 2015, is now being fully used by both Local Authority schools and some academies. During the past year, this syllabus has been under review and has been requested by staff that it be retained. It was agreed that joint commissioning with Redbridge would enable targeted improvements to the syllabus be considered and SACRE agreed to request the Local Authority to fund the 7 revisions identified over a two year period.

The past year has seen an ambitious new undertaking of a virtual visits and visitors scheme and I would like to thank Romford Evangelical Free Church and St Andrew's Church for their generous participation in this enterprise.

Finally I would like to thank the two professional advisors for their work in support of Havering SACRE.

I am happy to commend the report.

A rectangular image showing a handwritten signature in dark ink on a light-colored background. The signature reads "Wendy Brice-Thompson".

Wendy Brice-Thompson

Chair of Havering SACRE

## 1. Introduction

Since 1988, each Local Authority (LA) has been required by law to have a Standing Advisory Council for Religious Education (SACRE).

The remit of a SACRE is principally to oversee the Religious Education (RE) and collective worship within the authority principally to:

- advise Havering Council upon matters connected with religious worship in community schools and in foundation schools which do not have a religious character. Religious education in these schools is to be given in accordance with the Agreed Syllabus;
- advise Havering Council on teaching methods, choice of materials and teacher training in religious education and collective worship;
- require Havering Council to review the locally agreed syllabus for religious education at least every five years.

It is also a requirement that each SACRE produces an annual report of its work. This report must be published and is to be sent to the LA, local schools and other interested parties.

The reporting period of the 2019-2020 report starts from September 1<sup>st</sup> 2019 and runs to August 31<sup>st</sup> 2020.

## 2. Meetings

Havering SACRE has held a meeting in each academic term during the reporting period, all of which were quorate.

The following meetings were held:

Tuesday, 3<sup>rd</sup> December 2019 at Romford Evangelical Free Church

Tuesday, 3<sup>rd</sup> March 2020 at Havering Town Hall

Tuesday, 14<sup>th</sup> July 2020 via Zoom

## 3. Membership

The table below shows the membership of Havering SACRE throughout the reporting period, attendance is indicated by numbers in the final column:

Name	Group	Representing	Joined	Number of Meetings attended (max 3)
VACANT	A	New Church Movement		N/A
Wendy Brice-Thompson	A	Roman Catholic	17/05/2019	2
Rabbi Lee Sunderland	A	Jewish Community	05/03/2009	0
VACANT	A	Methodist		N/A
Peter Feinson	A	Baptist	19/06/2019	3
Mr Sansar Narwal	A	Sikh Community	Pre 2004	1

Pastor Aloysius Peter	A	Pentecostal Churches	24/09/2013	0
VACANT	A	Religious Society of Friends		N/A
Mr Kamal Siddiqui	A	Muslim Community	05/03/2008	1
Mr Nasir Mubashar	A	Ahmadiyya Muslim	14/01/2014	0
Mr Tariq Mahmood	A	Muslim Community	11/03/2014	0
Mr Om Dhir	A	Hindu Community	06/06/2007	1
Mrs Jenny Fox	A	Salvation Army	24/09/2013	3
Mr Barry Smith	A	United Reformed Church	28/06/2016	2
Dr John Lester	A	Baha'i Faith	10/11/2004	3
VACANT	A	Humanist		N/A
Sadhabhaya	A	Buddhist		1
Mr John Smailes	A	Evangelical Free Church (shared)	01/12/2013	2
Mrs Dawn Ladbrook	A	Evangelical Free Church (shared)	01/12/2013	2
Mr Luthaneal Adams	A	Pagan Federation	03/03/2016	2
Mrs Stephanie Ellner	B	Church of England	01/12/2013	3
Mrs Marlene Wylie	B	Church of England	16/05/2019	3
Mrs Ruth Everett	B	Church of England	16/05/2019	3
VACANT	B	Church of England		N/A
Mrs Kirsty Fanning	C	ATL	26/03/2015	1
VACANT	C	NEU - Secondary		N/A
VACANT	C	NEU - Primary		N/A
VACANT	C	PAT		N/A
Ms Louise Linton	C	NASUWT		0
Ms Kathryn Everitt		Teacher (Primary)	14/07/2020	1
Ms Terry Riches		Teacher (Primary)	14/07/2020	1
Ms Clare Beech	C	Teacher (Primary)	13/03/2018	3
Cllr Gillian Ford	D	Local Authority	11/07/2004	3
Cllr Stephanie Nunn	D	Local Authority	01/06/2016	3
Cllr Judith Holt	D	Local Authority	12/07/2018	3
Cllr Phillipa Crowder	D	Local Authority	12/07/2018	0
Cllr Tele Lawal	D	Local Authority	25/09/2018	0
Julia Diamond Conway		Advisor to SACRE		3
Deborah Weston		Advisor to SACRE		3
Maureen Smith		Clerk to SACRE		0
Michelle Morgan		Clerk to SACRE		3

#### 4. Religious Education

##### Agreed Syllabus

4.1 Religious Education (RE) is not part of the national curriculum. Each Local Authority (LA) is required to produce an Agreed Syllabus for RE. Each LA is required to begin reviewing the current Agreed Syllabus within five years of its production.

4.2 Havering's Agreed Syllabus was launched in September 2015 and is now being fully followed by Local Authority schools and a number of academies.

4.3 No formal complaints about RE were received this year.

4.4 During this reporting period, SACRE has been in the process of reviewing the current syllabus. SACRE noted that teachers surveyed had requested to retain the current syllabus which is now embedded in schools and is felt by teachers to have a strong intent and aims. It was agreed that joint commissioning with Redbridge to make targeted improvements to the syllabus would be considered if that was also Redbridge's wish. A list of 7 suggested revisions was presented to HES. HES were considering 3 of these changes only, due to lack of central funding. SACRE agreed to ask the LA to fund all 7 revisions over a two-year period in order to ease the strain financially.

#### Teacher Training

4.4 Twilight meetings of Primary RE Subject Leaders were held termly. Meetings were generally planned in response to Subject Leaders' requests and areas for development that have been identified by the adviser. The main foci of each Primary Subject Leaders' meeting were as follows:

26<sup>th</sup> September 2019 – Teaching units 1.4 and 2.14 of the syllabus (these had previously been identified as more difficult to teach than some other units).

28<sup>th</sup> January 2020 – Ofsted 'deep dives' into RE and answering inspectors' questions on intent, implementation and impact.

Due to the COVID-19 pandemic, it was impossible to hold face to face training on the planned date (28<sup>th</sup> April 2020) in the Summer Term. Therefore, all RE Subject Leaders were provided with a pre-recorded webinar on teaching Islam in the primary school and accompanying resources.

4.5 Two full day courses were held for primary Subject Leaders in Havering this year as part of HES' Curriculum Matters series. The first of these was a curriculum development day, held on 21<sup>st</sup> November 2019 which focused on curriculum intent, planning, timetabling and quality of teaching. This was followed by a subject knowledge enhancement day for RE on 6<sup>th</sup> February 2020.

#### Other support to schools

4.6 Support to schools was generally provided through Primary Subject Leaders' Meetings, the full day courses and regular articles in the Havering newsletter. The associate adviser helped with individual queries from schools as they arose.

4.7 A link to home learning resources for RE from NATRE was added to the portal in order to help teachers ensure their pupils received high quality RE during lockdown. HES circulated a list of online sites to help with home learning in RE.

## **5. Collective Worship**

5.1 No applications were made for determinations (to alter the character of collective worship for some or all pupils in a school) in the reporting period.

5.2 Usually in Havering, collective worship is monitored through adviser quality assurance visits to schools, including academies. This year, quality assurance visits were suspended in March for most schools, due to the Covid-19 pandemic. School leadership was made aware of the expectation that the whole curriculum and collective worship was continued.

5.3 No formal complaints about collective worship were referred to SACRE during this academic year.

## 6. Provision For and Standards In Religious Education

### 6.1 Validated GCSE and A level results from 2019

#### GCSE results 2019

KS4 Grade Summary by Subject																	2019   NPI	
Subject: Religious Studies (4610) / Exam: GCSE (9-1) Full Course (391)																		
QAN: 60184000																		
Est. No.	Centre	NOR	NOE	9	8	7	6	5	4	3	2	1	U	X	9-5	9-4	9-1	Avg Pts
-	National (All Schools)	604050	108120	8.3	10.6	12.8	16.3	14.4	10.7	14.3	7.5	3.5	1.3	0.4	62.3	73.0	98.4	5.2
-	National (State Funded)	542610	100700	7.0	9.8	12.4	16.4	14.8	11.2	15.1	8.0	3.7	1.3	0.3	60.4	71.5	98.3	5.1
-	LA (State Funded)	2829	797	6.3	10.9	15.2	17.4	15.4	10.7	13.6	6.9	2.8	0.9	-	65.2	75.9	99.1	5.3
5401	Abbs Cross Academy and Arts College	161	135	5.9	7.4	9.6	16.3	19.3	9.6	18.5	10.4	3.0	-	-	58.5	68.1	100.0	4.9
6905	Drapers' Academy	160	25	-	4.0	12.0	8.0	20.0	16.0	12.0	16.0	4.0	8.0	-	44.0	60.0	92.0	4.0
4015	Gaynes School	93	90	5.6	14.4	16.7	12.2	16.7	11.1	8.9	8.9	4.4	1.1	-	65.6	76.7	98.9	5.3
4000	Hall Mead School	188	39	12.8	15.4	12.8	15.4	20.5	10.3	5.1	7.7	-	-	-	76.9	87.2	100.0	5.9
4037	Marshall's Park Academy	168	162	1.2	5.6	6.8	14.2	14.2	16.0	24.7	10.5	4.9	1.9	-	42.0	58.0	98.1	4.2
4014	St Edward's Church of England Academy	161	158	2.5	10.8	16.5	24.7	13.9	8.9	14.6	5.1	3.2	-	-	68.4	77.2	100.0	5.3
4600	St Edward's Church of England School & Sixth Form College	1	1	-	100.0	-	-	-	-	-	-	-	-	-	100.0	100.0	100.0	8.0
5402	The Coopers' Company and Coborn School	189	187	13.9	16.6	25.7	19.3	12.3	7.5	3.7	0.5	-	0.5	-	87.7	95.2	99.5	6.6
Subject: Religious Studies (4610) / Exam: GCSE (9-1) Full Course (391)																		
QAN: 60184012																		
Est. No.	Centre	NOR	NOE	9	8	7	6	5	4	3	2	1	U	X	9-5	9-4	9-1	Avg Pts
-	National (All Schools)	604050	14370	8.2	11.6	12.5	16.2	14.1	12.1	13.3	7.7	3.3	0.9	0.2	62.5	74.6	98.9	5.3
-	National (State Funded)	542610	13330	7.3	10.9	12.1	16.1	14.4	12.3	13.9	8.2	3.5	1.0	0.2	60.8	73.1	98.8	5.2
-	LA (State Funded)	2829	137	2.2	10.2	13.9	19.0	13.9	21.2	15.3	3.6	0.7	-	-	59.1	80.3	100.0	5.2
4700	The Campion School	145	137	2.2	10.2	13.9	19.0	13.9	21.2	15.3	3.6	0.7	-	-	59.1	80.3	100.0	5.2
Subject: Religious Studies (4610) / Exam: GCSE (9-1) Full Course (391)																		



**QAN: 60185946**

Est. No.	Centre	NOR	NOE	9	8	7	6	5	4	3	2	1	U	X	9-5	9-4	9-1	Avg Pts
-	National (All Schools)	604050	8300	10.6	13.1	14.3	14.8	14.0	11.3	10.8	6.7	2.9	1.4	0.2	66.8	78.1	98.4	5.5
-	National (State Funded)	542610	6890	8.0	11.6	13.3	14.8	14.8	12.3	12.3	7.6	3.5	1.7	0.2	62.5	74.8	98.2	5.3
-	LA (State Funded)	2829	24	8.3	16.7	16.7	8.3	16.7	12.5	20.8	-	-	-	-	66.7	79.2	100.0	5.7
4007	Harris Academy Rainham	188	24	8.3	16.7	16.7	8.3	16.7	12.5	20.8	-	-	-	-	66.7	79.2	100.0	5.7

**Subject: Religious Studies (4610) / Exam: GCSE (9-1) Full Course (391)**
**QAN: 60300632**

Est. No.	Centre	NOR	NOE	9	8	7	6	5	4	3	2	1	U	X	9-5	9-4	9-1	Avg Pts
-	National (All Schools)	604050	31090	7.1	10.3	12.4	16.2	13.5	11.0	13.6	8.7	4.8	1.9	0.5	59.5	70.5	97.6	5.0
-	National (State Funded)	542610	29360	6.5	9.8	12.0	16.2	13.6	11.3	14.1	9.1	5.0	2.0	0.5	58.1	69.4	97.5	5.0
-	LA (State Funded)	2829	315	8.3	14.9	13.3	14.0	12.4	9.8	12.7	8.6	4.4	1.0	0.6	62.9	72.7	98.4	5.3
4042	Bower Park Academy	147	47	4.3	12.8	6.4	10.6	12.8	17.0	10.6	12.8	8.5	2.1	2.1	46.8	63.8	95.7	4.5
7004	Lime Academy Forest Approach	9	1	-	-	-	-	-	-	-	-	-	-	100.0	-	-	-	0.0
4003	The Brittons Academy	151	55	-	9.1	7.3	9.1	16.4	10.9	23.6	16.4	3.6	3.6	-	41.8	52.7	96.4	4.1
5400	The Frances Bardsley Academy for Girls	213	212	11.3	17.0	16.5	16.0	11.3	8.0	10.4	5.7	3.8	-	-	72.2	80.2	100.0	5.8

**Subject: Religious Studies (4610) / Exam: GCSE (9-1) Full Course (391)**
**QAN: 60300796**

Est. No.	Centre	NOR	NOE	9	8	7	6	5	4	3	2	1	U	X	9-5	9-4	9-1	Avg Pts
-	National (All Schools)	604050	18440	5.5	9.5	12.6	16.7	15.0	12.2	13.5	8.4	4.8	1.7	0.2	59.2	71.4	98.1	5.0
-	National (State Funded)	542610	17350	5.3	9.0	12.0	16.3	15.1	12.6	14.0	8.8	5.0	1.8	0.2	57.6	70.2	98.0	4.9
-	LA (State Funded)	2829	121	15.7	15.7	14.0	17.4	18.2	9.1	6.6	1.7	1.7	-	-	81.0	90.1	100.0	6.2
5403	Sacred Heart of Mary Girls' School	122	121	15.7	15.7	14.0	17.4	18.2	9.1	6.6	1.7	1.7	-	-	81.0	90.1	100.0	6.2

## A Level results 2019

### Subject: Religious Studies (4610) / Exam: GCE A level (111)

Est. No.	School/College	NOE	+	A	B	C	D	E	U	X	A*-A	A*-B	A*-E	Avg Pts
-	National (all entries)	15840	4.5	17.7	28.3	25.8	15.6	6.1	1.8	0.2	22.2	50.5	98.0	34.3
5403	Sacred Heart of Mary Girls' School	9	-	11.1	55.6	33.3	-	-	-	-	11.1	66.7	100.0	37.8
4014	St Edward's Church of England Academy	16	-	18.8	12.5	37.5	31.3	-	-	-	18.8	31.3	100.0	31.9
4700	The Campton School	15	-	20.0	46.7	13.3	20.0	-	-	-	20.0	66.7	100.0	36.7
5402	The Coopers' Company and Coborn School	24	8.3	16.7	37.5	25.0	8.3	4.2	-	-	25.0	62.5	100.0	37.9
5400	The Frances Bardsley Academy for Girls	3	-	33.3	66.7	-	-	-	-	-	33.3	100.0	100.0	43.3






## 6.2 GCSE and A Level results 2020

Data taken from self-evaluation report. Self-evaluation report was calculated using the highest result from either the Centre Assessed Grades of the Exam Board Grades in line with the latest government guidance.

## GCSE results 2020

	Pupils	Actual results		Pupil progress	
		Avg Point Score	% Grade 4+	Avg Point Score	% Grade 4+
LA Havering (311)	1314	5.6 <span style="color: green;">+</span> <span style="color: green;">↑</span>	83% <span style="color: green;">+</span> <span style="color: green;">↑</span>	+0.06	+1%
Abbs Cross Academy and Arts College (3115401)	142	4.9 <span style="color: red;">-</span>	73%	-0.73 <span style="color: red;">-</span>	-9% <span style="color: red;">-</span>
Bower Park Academy (3114042)	28	4.5 <span style="color: red;">-</span>	61% <span style="color: red;">-</span>	-0.36	-11%
Drapers' Academy (3116905)	24	4.8	71%	-0.21	-2%
Gaynes School (3114015)	84	5.1	73%	-0.06	-5%
Hall Mead (3114000)	45	6.5 <span style="color: green;">+</span>	93% <span style="color: green;">+</span>	+0.94 <span style="color: green;">+</span>	+9%
Harris Academy Rainham (3114007)	13	6.3	92%	+0.73	+9%
Marshalls Park Academy (3114037)	115	4.5 <span style="color: red;">-</span>	63% <span style="color: red;">-</span>	-1.04 <span style="color: red;">-</span> <span style="color: red;">↓</span>	-19% <span style="color: red;">-</span>
Sacred Heart of Mary Girls' (3115403)	119	6.6 <span style="color: green;">+</span>	99% <span style="color: green;">+</span>	+0.45 <span style="color: green;">+</span>	+10% <span style="color: green;">+</span>
St Edward's CoE Academy (3114014)	152	5.8 <span style="color: green;">+</span> <span style="color: green;">↑</span>	87% <span style="color: green;">+</span> <span style="color: green;">↑</span>	+0.66 <span style="color: green;">+</span> <span style="color: green;">↑</span>	+10% <span style="color: green;">+</span>
The Brittons Academy (3114003)	48	3.6 <span style="color: red;">-</span>	46% <span style="color: red;">-</span>	-1.29 <span style="color: red;">-</span>	-26% <span style="color: red;">-</span>
The Champion (3114700)	152	5.6	90% <span style="color: green;">+</span> <span style="color: green;">↑</span>	+0.48 <span style="color: green;">+</span>	+14% <span style="color: green;">+</span>
The Coopers' Company and Coborn (3115402)	186	6.8 <span style="color: green;">+</span>	98% <span style="color: green;">+</span>	+0.73 <span style="color: green;">+</span>	+10% <span style="color: green;">+</span>
The Frances Bardsley Academy for Girls (3115400)	206	5.6	83%	-0.10	+0%

## A Level results 2020

	Pupils	Actual results		Pupil progress	
		Average Point Score	% A*-C	Average Point Score	% A*-C
LA Havering (311)	53	36	87%	-4.7  	-6%
St Edward's CoE Academy (3114014)	6	33	83%	+1.4	+8%
The Champion (3114700)	9	40	89%	-0.4	-7%
The Coopers' Company and Coborn (3115402)	28	36	89%	-6.4  	-7%
The Frances Bardsley Academy for Girls (3115400)	10	35	80%	-7.3 	-15%

### 6.3 School workforce data

School	Character	Teaching Hours Year 7 %	Teaching Hours Year 8 %	Teaching Hours Year 9 %	Teaching Hours Year 10 %	Teaching Hours Year 11 %	Entries for GCSE %	Percentage9-4FC 2019
Abbs Cross Academy and Arts College	None	3.3	2.7	3.6	3.4	3.4	83.9	68.1
Bower Park Academy	Does not apply	4.4	4.4	4.3	3.3	1.6	32	63.8
Drapers' Academy	Does not apply	3.6	4.5	4.5	1.3	1.9	15.6	60.0
Emerson Park Academy	Does not apply	0.0	0.0	0.0	0.0	0.0	0	0.0
Gaynes School	Does not apply	3.7	4.0	7.5	4.8	3.9	96.8	76.7
Hall Mead School	None	4.0	4.0	4.1	1.2	2.2	20.7	87.2
Harris Academy Rainham	None	0.0	0.0	0.0	0.0	0.0	12.8	79.2
Hornchurch High School	None	0.0	0.0	0.0	0.0	0.0	0	0.0
Marshalls Park Academy	Does not apply	6.3	5.2	5.2	11.1	6.5	96.4	58.0
Redden Court School	Does not apply	0.0	0.0	0.0	0.0	0.0	0	0.0
Sacred Heart of Mary Girls' School	Roman Catholic	7.7	6.0	5.8	8.3	8.4	99.2	90.1
Sanders School	None	3.7	3.8	4.4	0.0	0.0	0	0.0
St Edward's Church of England Academy	Church of England	4.1	4.0	8.4	5.5	3.2	98.1	77.2
The Brittons Academy	None	1.9	1.6	1.9	1.7	2.7	36.4	52.7
The Champion School	Roman Catholic	11.0	10.5	7.9	9.9	9.5	94.5	80.3
The Coopers' Company and Coborn School	Christian	4.8	3.4	3.4	7.0	8.8	98.9	95.2
The Frances Bardsley Academy for Girls	None	5.1	5.8	6.4	6.3	6.0	99.5	80.2
The Royal Liberty School	None	1.8	1.8	0.0	1.5	1.7	0	0.0

## **7. SACRE Initiatives**

### **Virtual Visits and Visitors Scheme**

7.1 SACRE discussed the need for virtual visits to places of worship and other sites of interest in RE lessons rather than physical ones due to the pandemic. Although there are many virtual tours online, these are generally not of local places. The importance of pupils being able to see local sites was felt to be important. Therefore, SACRE is working with two local churches in order to create online resources for teachers to use in class to learn about the buildings and communities. The churches will also host virtual conferences with pupils in schools so that they can discuss the online resources and ensure that pupils get to 'meet' and have dialogue with members of the communities. SACRE is grateful to both Romford Evangelical Free Church and St Andrew's for volunteering for this and hopes to expand the scheme to other local religious buildings and sites of interest for RE.

### **School Website Monitoring**

7.2 Members continued to scrutinise websites outside of SACRE meetings. Findings were discussed within the meetings themselves.

## **8. SACRE Discussion of National Developments in RE**

### **New Ofsted Framework**

8.1 Members were updated on the new framework during the meeting in on 3<sup>rd</sup> March 2020. SACRE's clerk agreed to investigate whether SACRE could be provided with the references made to RE in any Ofsted reports regarding schools in Havering.